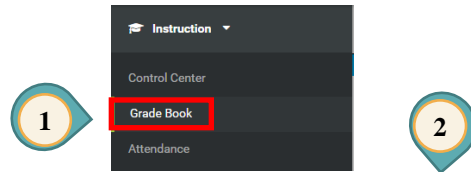


Moving Assignments

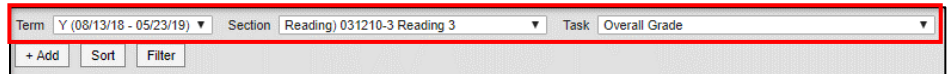
The Section Audit Report displays category weights and placements as well as assignments that have been incorrectly added to Overall Grade in the elementary grade book. Each assignment must be moved by the classroom teacher to the appropriate cluster to ensure the assignment is included in grade calculations.

Moving Assignments

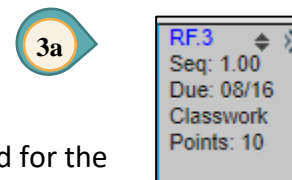
1. Select **GRADE BOOK** from the Index Menu (on the left).



2. Select the appropriate **Term**, **Section**, and select Overall Grade for the **TASK**.



3. For each assignment in Overall Grade:



- a. Select the hyperlink at the top of the assignment.
- b. Under **Standard/Grading Task**, select the appropriate standard for the assignment.

4. Click **SAVE**.

Assignment Detail

*Assignment Name
Character Actions

*Abbreviation
RF3

▼ Scheduling/Grading Alignment

Standards	Portal	*Assigned	*Due	*GB Seq	Student Group
<ul style="list-style-type: none"> RL.3.(1-3): Ask/ans. ques.; recount stories; ID message; character actions contribute RL.3.(4-6): Interpret words/phrases; text part's purpose; disting. reader POV from text RL.3.(7-9): Explain illustrations meaning to text; compare story elements by same author RL.3.(10): Read and comprehend lit. including stories/dramas/poetry at grade level. RI.3.(1-3): Ask/answer questions, main idea, describe relationships w/transitional lang RI.3.(4-6): Monitor frequency & rate 	<input checked="" type="checkbox"/>	<input type="text"/>	<input type="text"/>	<input type="text"/>	No Groups

Overall Grade
 Scoring Type: Points
*Total Points: 10
*Multiplier: 1